



# Coyote Pride Marching Band

## Mandatory Equipment Order

**Please complete your order by July 1, 2023.**

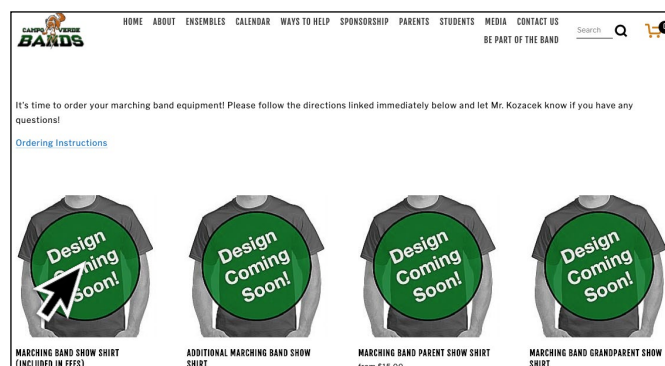
### Step 1:

Go to [www.campoverdeband.com/marching-band-order](http://www.campoverdeband.com/marching-band-order).

*NOTE: If you have more than one student in marching band, you will need to complete a separate order for each student.*

### Step 2:

Click on the first item “Marching Band Show Shirt” to get started adding items to your cart. *(Every marching band student must add this item to their cart.)*



### Step 3:

After adding your “Marching Band Show Shirt” to your cart, you can click on “next” to scroll through each item available for purchase.

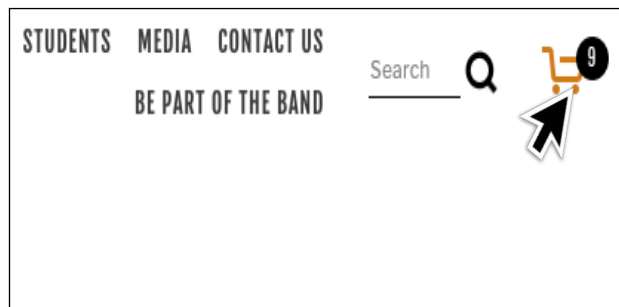
*(Please refer to the following chart for the required items for each section.)*



REQUIRED EQUIPMENT FOR MARCHING BAND				OPTIONAL ITEMS
Section: Brass/Woodwind	Section: Percussion	Section: Colorguard	Section: Drum Majors	Personalized Bomber Jacket
1 Show Shirt	1 Show Shirt	1 Show Shirt	1 Show Shirt	Additional 2023 Show Shirts
2 pairs gloves (BLACK)	Wristbands	1 nice, new pair guard gloves	2 pairs gloves (WHITE)	Personal Saber (Colorguard Only)
Viper Marching Shoes (BLACK)	Viper Marching Shoes	Guard Shoes	Viper Marching Shoes (WHITE)	2023 Show Shirts for Family
Flip Folder		Personal Rifle		CVHS BPO Shirts (for Family)
Instrument Lyre				Additional Flip Folder Pages

## Step 4:

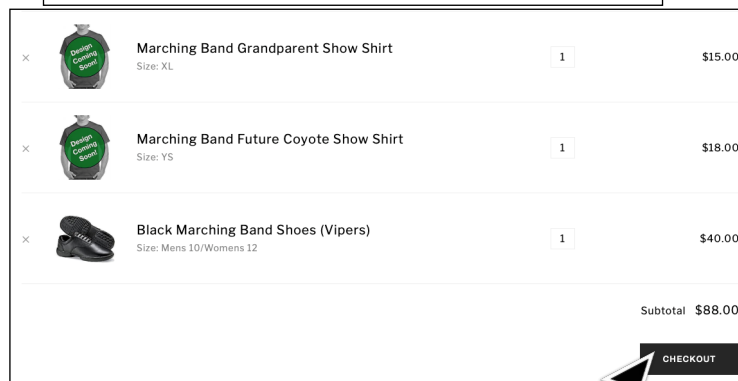
Once you have added all items, click on the cart icon to check that your order is correct. If you're using a mobile device, turn landscape.



## Step 5:

After you have checked that your order is correct, scroll to the bottom of the page and click on "CHECKOUT".

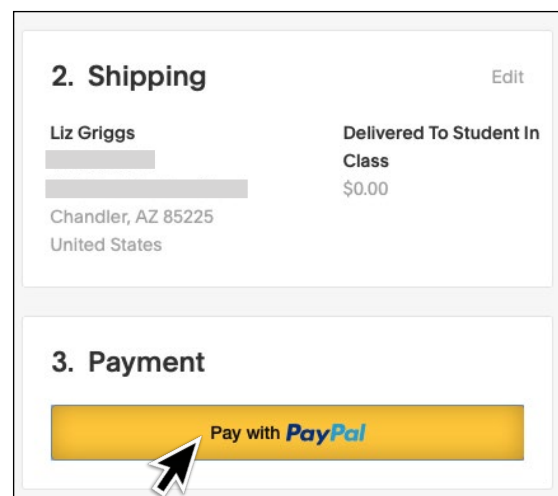
You will be redirected to our payment page to enter payment information.



## Step 6:

Enter your email and all "shipping" information requested. *NOTE: Items will be delivered to your student during class, not shipped to your home. There is no option to track your order.*

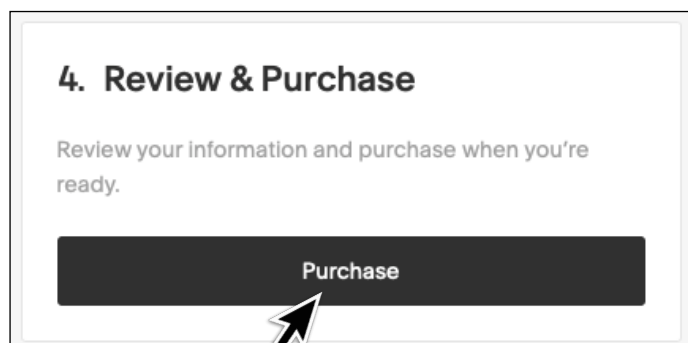
Click on "Pay with PayPal" to enter your payment information. *(Taxes, fees, and shipping costs are included in the price of each item.)*



## Step 7:

To complete your order, click on the black "Purchase" button.

A confirmation email will be sent to the one you provided. Thank you!



**Please complete your order by July 1, 2023.**

Contact Liz Griggs (liz.griggs02@gmail.com) if you have any questions.